

SHAREHOLDING PATTERN OF INDIAN METALS & FERRO ALLOYS LIMITED

Shareholding Pattern under (PRE) Regulation 31 of SEBI (Listing Obligations and Disclosure Requirements) Regulations, 2015

1. Name of Listed Entity: Indian Metals & Ferro Alloys Limited
2. Scrip Code/Name of Scrip/Class of Security: IMFA
3. Share Holding Pattern Filed under: Regulation 31
4. Share Holding Pattern as on : 30-Sep-2017
5. **Declaration:** The Listed entity is required to submit the following declaration to the extent of submission of information:-

S. No.	Particulars	Yes/No	
1	Whether the Listed Entity has issued any partly paid up shares?	No	
2	Whether the Listed Entity has issued any Convertible Securities or Warrants?	No	
3	Whether the Listed Entity has any shares against which depository receipts are issued?	No	
4	Whether the Listed Entity has any shares in locked-in?	Yes	Promoter and Promoter Group
5	Whether any shares held by promoters are pledge or otherwise encumbered?	No	
6	Whether the Listed Entity has issued any differential Voting Rights?	No	

For Indian Metals & Ferro Alloys Ltd.



(Prem Chandelwal)
CFO & Company Secretary

Table I - Summary Statement holding of specified securities

Category (i)	Category of shareholder (ii)	Nos. of share holders (iii)	No. of fully paid up equity shares held (iv)	No. of equity shares held (v)	No. of Deposits (vi)	Total nos. shares held (vii) = (iv)+(v)+(vi)	Shareholding as a % (viii) = (vii)/1557	Number of Voting Rights held in each class of securities (ix)				No. of Shares Underlying Outstanding convertible securities (including Warrants) (x)	Shareholding, as a % assuming securities percentages diluted (xi) = (x)/(A+B+C)	Number of Locked in shares (xii)		Number of Shares pledged or otherwise encumbered (xiii)		Number of equity shares held in dematerialized form (xiv)	
								No of Voting Rights			Total as a % of (A+B+C)			No. (e)	As a % of total Shares held (b)	No. (f)	As a % of total Shares held (h)		
								Class as eg: X	Class as eg: Y	Total of									As a % of (A+B+C)
A	Promoter & Promoter Group	9	15883312	0	0	15883312	58.88	15883312	0	0	0	58.88	1000000	6.30			15883312		
B	Public	45410	11093741	0	0	11093741	41.12	11093741	0	0	0	41.12		0.00			8988840		
C	Non Promoter-Non Public	0	0	0	0	0	0.00	0	0	0	0	0.00	0	0.00	0	0.00	0		
C1	Shares underlying DRs	0	0	0	0	0	0.00	0	0	0	0	0.00		0.00			0		
C2	Shares held by Employee Trusts	0	0	0	0	0	0.00	0	0	0	0	0.00		0.00			0		
	Total	45419	26977053	0	0	26977053	100.00	26977053	0	0	0	100.00	1000000	3.71			24872152		





Table II - Statement showing shareholding pattern of the Promoter and Promoter Group

Category & Name of the Shareholders (i)	PAN (ii)	No. of shares older (iii)	No. of fully paid up equity shares held (iv)	Part paid-equity shares held (v)	Nos. of shares underlying Depositor Receipts (vi)	Total nos. shares held (VII = IV+V+VI)	Shareholding % calculated as per SCRR, 1957 (viii)	Number of Voting Rights held in each class of securities (ix)					No. of Outstanding convertible securities (including Warrants) (x)	Shareholding % as full convertible securities (xi)	Number of Locked in shares (xii)		Number of Shares pledged or otherwise encumbered (xiii)		Number of equity shares held in dematerialized form (xiv)
								No of Voting Rights			Total as a % of Total Voting rights	No. (a)			As a % of total Shares held (b)	No. (a)	As a % of total shares held (b)		
								Class X	Class Y	Total									
								As a % (A+B+C2) (viii)											
1	Indian	0	0	0	0	0	0.00	0	0	0	0.00	0	0.00	0	0.00			0	
a	Individuals/Hindu undivided Family	4	1075749	0	0	1075749	3.99	1075749	0	1075749	3.99	0	3.99	0	0.00			1075749	
	PARAMITA MAHAPATRA	ADD PM0917A	218015	0	0	218015	0.81	218015	0	218015	0.81	0	0.81	0	0.00			218015	
	BAIJAYANT PANDA	ADY PP5309A	217539	0	0	217539	0.81	217539	0	217539	0.81	0	0.81	0	0.00			217539	
	SUBHRAKANT PANDA	ADY PP5312K	218095	0	0	218095	0.81	218095	0	218095	0.81	0	0.81	0	0.00			218095	
	BANSHIDHAR PANDA	ADY PP5310M	422100	0	0	422100	1.56	422100	0	422100	1.56	0	1.56	0	0.00			422100	
b	Central Government/State Government(s)		0	0	0	0	0.00	0	0	0	0.00	0	0.00	0	0.00			0	
c	Financial		0	0	0	0	0.00	0	0	0	0.00	0	0.00	0	0.00			0	



	Institutions/ Banks																	
d	Any Other (specify)	3	14538568	0	0	14538568	53.89	14538568	0	14538568	53.89	0	53.89	1000000	6.88			14538568
	Body Corporate	2	14526124	0	0	14526124	53.85	14526124	0	14526124	53.85	0	53.85	1000000	6.88			14526124
	B PANDA AND COMPANY PVT.LTD	AAB CB36 14P	13918046	0	0	13918046	51.59	13918046	0	13918046	51.59	0	51.59	1000000	7.18			13918046
	UTKAL MANUFACT URING AND SERVICES LTD	AAA CU22 27J	608078	0	0	608078	2.25	608078	0	608078	2.25	0	2.25	0	0.00			608078
	Trust		12444	0	0	12444	0.05	12444	0	12444	0.05	0	0.05	0	0.00			12444
	SUBHRAKA NT PANDA, MANAGING TRUSTEE, SHAISAH FOUNDATI ON	AAD TS57 80L	12444	0	0	12444	0.05	12444	0	12444	0.05	0	0.05	0	0.00			12444
	Sub-Total (A)(1)	7	15614317	0	0	15614317	57.88	15614317	0	15614317	57.88	0	57.88	1000000	6.40			15614317
2	Foreign	0	0	0	0	0	0.00	0	0	0	0.00	0	0.00	0	0.00			0
a	Individuals (Non- Resident Individuals/ Foreign Individuals)	1	217539	0	0	217539	0.81	217539	0	217539	0.81	0	0.81	0	0.00			217539
	NIVEDITA GANAPATH I	ADQ PP45 13L	217539	0	0	217539	0.81	217539	0	217539	0.81	0	0.81	0	0.00			217539
b	Government	0	0	0	0	0	0.00	0	0	0	0.00	0	0.00	0	0.00			0
c	Institutions	0	0	0	0	0	0.00	0	0	0	0.00	0	0.00	0	0.00			0



d	Foreign Portfolio Investor		0	0	0	0	0	0.00	0	0	0	0.00	0	0.00	0	0.00		0
e	Any Other (specify)		1	51456	0	0	51456	0.19	51456	0	51456	0.19	0	0.19	0	0.00		51456
	Body Corporate		1	51456	0	0	51456	0.19	51456	0	51456	0.19	0	0.19	0	0.00		51456
	INDIAN METALS AND FERROUS ALLOYS LTD- UNCLAIMED SUSPENSE ACCOUNT PROMOTER GROUP	AAA CI481 8F		51456	0	0	51456	0.19	51456	0	51456	0.19	0	0.19	0	0.00		51456
	Sub-Total (A)(2)		2	268995	0	0	268995	1.00	268995	0	268995	1.00	0	1.00	0	0.00		268995
	Total Shareholding of Promoter and Promoter Group (A)= (A)(1)+(A)(2)		9	158833120	0	0	158833120	58.88	158833120	0	158833120	58.88	0	58.88	1000000	6.30		158833120

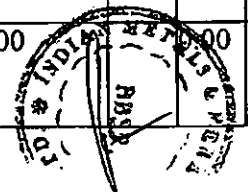


Table III - Statement showing shareholding pattern of the Public shareholder

	Category & Name of the Shareholders (I)	PAN (II)	Nos. of shareholder (III)	No. of fully paid up equity shares held (IV)	P a r t i y p a i d - u p	Nos. of shares underlying Depository Receipts (VI)	Total nos. shares held VII = IV+V+VI	Shareholding % calculated as per SCR R, 1957 As a % of (A+B+C2)	Number of Voting Rights held in each class of securities (IX)			No. of Shares Underlying Outstanding convertible securities (including Warrants) (X)	Total shareholding, as a % assuming full conversion of convertible securities (as a percentage of diluted share capital) (XI)	Number of Locked in shares (XII)		Number of Shares pledged or otherwise encumbered (XIII)		Number of equity shares held in dematerialized form (XIV)	
									No of Voting Rights					Total as a % of Total Voting rights	No. (a)	As a % of total Shares held (b)	No. (Not applicable) (a)		As a % of total shares held (Not applicable) (b)
									Class X	C l a s s	Tot al								
l	Institutions		0	0	0	0	0	0.00	0	0	0	0.00	0	0.00	0	0.00	0	0	
a	Mutual Funds/		11	1378578	0	0	1378578	5.11	1378578	0	1378578	5.11	0	5.11	0	0.00			1375403
	RELIANCE CAPITAL TRUSTEE CO LTD A/C RELIANCE MUTUAL FUND	AAA TR00 90B	0	1018274	0	0	1018274	3.77	1018274	0	1018274	3.77	0	3.77	0	0.00			1018274
b	Venture Capital Funds		0	0	0	0	0	0.00	0	0	0	0.00	0	0.00	0	0.00			0
c	Alternate Investment Funds		0	0	0	0	0	0.00	0	0	0	0.00	0	0.00	0	0.00			0
d	Foreign Venture Capital Investors		0	0	0	0	0	0.00	0	0	0	0.00	0	0.00	0	0.00			0
e	Foreign Portfolio Investors		21	284133	0	0	284133	1.05	284133	0	284133	1.05	0	1.05	0	0.00			284133
f	Financial Institutions/ Banks		9	24500	0	0	24500	0.09	24500	0	24500	0.09	0	0.09	0	0.00			24430



g	Insurance Companies		0	0	0	0	0	0.00	0	0	0	0.00	0	0.00		0.00		0	
h	Provident Funds/ Pension Funds		0	0	0	0	0	0.00	0	0	0	0.00	0	0.00		0.00		0	
i	Any Other (specify)		0	0	0	0	0	0.00	0	0	0	0.00	0	0.00		0.00		0	
	Sub-Total (B)(1)		41	1687211	0	0	1687211	6.25	1687211	0	1687211	6.25	0	6.25	0	0.00		1683966	
2	Central Government/ State Government(s) / President of India		0	0	0	0	0	0.00	0	0	0	0.00	0	0.00		0.00		0	
	Sub-Total (B)(2)		0	0	0	0	0	0.00	0	0	0	0.00	0	0.00	0	0.00		0	
3	Non-institutions		0	0	0	0	0	0.00	0	0	0	0.00	0	0.00	0	0.00	0	0.00	
a	Individuals -		43332	2877266	0	0	2877266	10.66	2877266	0	2877266	10.66	0	10.66	0	0.00	0	0.00	2624993
i	Individual shareholders holding nominal share capital up to Rs. 2 lakhs.		43325	2455373	0	0	2455373	9.10	2455373	0	2455373	9.10	0	9.10		0.00			2224100
ii	Individual shareholders holding nominal share capital in excess of Rs. 2 lakhs.		7	421893	0	0	421893	1.56	421893	0	421893	1.56	0	1.56		0.00			400893
b	NBFCs registered with RBI		0	0	0	0	0	0.00	0	0	0	0.00	0	0.00		0.00			0



c	Employee Trusts		0	0	0	0	0	0.00	0	0	0	0.00	0	0.00		0.00		0
d	Overseas Depositories (holding DRs) (balancing figure)		0	0	0	0	0	0.00	0	0	0	0.00	0	0.00		0.00		0
e	Any Other (specify)		2037	6529264	0	0	6529264	24.20	6529264	0	6529264	24.20	0	24.20		0.00		4679881
	Overseas Corporate Bodies		2	5234759	0	0	5234759	19.40	5234759	0	5234759	19.40	0	19.40		0.00		3444259
	LITEC COMPANY LIMITED	AAB CL98 35A	0	3444259	0	0	3444259	12.77	3444259	0	3444259	12.77	0	12.77		0.00		3444259
	FOX CONSULTING SERVICES PTE LTD	AAC CF44 55F	0	1790500	0	0	1790500	6.64	1790500	0	1790500	6.64	0	6.64		0.00		0
	Sub-Total (B)(3)		45369	9406530	0	0	9406530	34.86	9406530	0	9406530	34.86	0	34.86	0	0.00		7304874
	Total Public Shareholding (B)= (B)(1)+(B)(2)+(B)(3)		45410	11093741	0	0	11093741	41.11	11093741	0	11093741	41.11	0	41.11	0	0.00		8988840



Table IV - Statement showing shareholding pattern of the Non Promoter- Non Public shareholder

Category & Name of the Shareholders (i)	PAN (ii)	No. of share holder (iii)	No. of fully paid up equity shares held (iv)	Partly paid-up equity shares held (v)	Nos. of shares underlying Depository Receipts (vi)	Total no. shares held (vii = iv+v+vi)	Shareholding % calculate d as per SCRR, 1957 As a % of (A+B+C2) (viii)	Number of Voting Rights held in each class of securities (ix)			No. of Shares Underlying Outstanding convertible securities (including Warrants) (x)	Total shareholding, as a % assuming full conversion of convertible securities (as a percentage of diluted share capital) (xi)	Number of Locked in shares (xii)		Number of Shares pledged or otherwise encumbered (xiii)		Number of equity shares held in dematerialized form (xiv) (Not Applicable)		
								No of Voting Rights					Total as a % of Total Voting rights	No.	As a % of total Shares held	No. (Not applicable)		As a % of total shares held (Not applicable)	
								Class X	Class Y	Total									
1	Custodian/DR Holder	0	0	0	0	0	0.00	0	0	0	0.00	0	0.00	0	0.00	0	0	0	
2	Employee Benefit Trust (under SEBI (Share based Employee Benefit) Regulations, 2014)	0	0	0	0	0	0.00	0	0	0	0.00	0	0.00	0	0.00	0	0.00	0	0
	Total Non-Promoter-Non Public Shareholding (C)= (C)(1)+(C)(2)	0	0	0	0	0	0.00	0	0	0	0.00	0	0.00	0	0.00	0	0.00	0	0




Table II- Unclaim Details

Details of Shares which remain unclaimed may be given here along with details such as number of shareholders, outstanding shares held in demat/unclaimed suspense account, voting rights which are frozen etc.	
No. of shareholders	No of share held
1	51456

Table III- Unclaim Details

Details of Shares which remain unclaimed may be given here along with details such as number of shareholders, outstanding shares held in demat/unclaimed suspense account, voting rights which are frozen etc.	
No. of shareholders	No of share held
6994	57388

Table III- Person in Concert

Details of the shareholders acting as persons in Concert including their Shareholding			
Name of shareholder	Name of PAC	No. of share	Holding %

For Indian Metals & Ferro Alloys Ltd.

(Prem Khandelwal)
CFO & Company Secretary

SHAREHOLDING PATTERN OF INDIAN METALS & FERRO ALLOYS LIMITED

Shareholding Pattern(POST) under Regulation 31 of SEBI (Listing Obligations and Disclosure Requirements) Regulations, 2015

1. Name of Listed Entity: Indian Metals & Ferro Alloys Limited
2. Scrip Code/Name of Scrip/Class of Security: IMFA
3. Share Holding Pattern Filed under: Regulation 31
4. Share Holding Pattern as on : 30-Sep-2017
5. **Declaration:** The Listed entity is required to submit the following declaration to the extent of submission of information:-

S. No.	Particulars	Yes/No	
1	Whether the Listed Entity has issued any partly paid up shares?	No	
2	Whether the Listed Entity has issued any Convertible Securities or Warrants?	No	
3	Whether the Listed Entity has any shares against which depository receipts are issued?	No	
4	Whether the Listed Entity has any shares in locked-in?	Yes	Promoter and Promoter Group
5	Whether any shares held by promoters are pledge or otherwise encumbered?	No	
6	Whether the Listed Entity has issued any differential Voting Rights?	No	



Table 1 - Summary Statement holding of specified securities

Category (I)	Category of shareholder (II)	Nos. of shareholders (III)	No. of fully paid up equity shares held (IV)	No. of equity shares held (V)	No. of Deposits/ Receipts (VI)	Total nos. shares held (VII) = (IV)+(V)+(VI)	Shareholding as a % of (calculate per 1957) (VIII)	Number of Voting Rights held in each class of securities (IX)			No. of securities held as a % of diluted capital (X)	Shareholding, as a % of securities held as a % of diluted capital (XI) = As a (A+B+C2)	Number of Locked in shares (XII)		Number of Shares pledged or encumbered otherwise (XIII)		Number of equity shares held in dematerialized form (XIV)	
								No of Voting Rights					No. (a)	As a % of total Shares held (b)	No. (a)	As a % of total Shares held (b)		
								Class eg: X	Class eg: Y	Total								
A	Promoter & Promoter Group	8	15883312	0	0	15883312	58.88	15883312	0	15883312	58.88	0	58.88	1000000	6.30			15883312
B	Public	45410	11093741	0	0	11093741	41.12	11093741	0	11093741	41.12	0	41.12		0.00			8988840
C	Non Promoter-Non Public	0	0	0	0	0	0.00	0	0	0	0.00	0	0.00	0	0.00	0	0.00	0
C1	Shares underlying DRs	0	0	0	0	0	0.00	0	0	0	0.00	0	0.00		0.00			0
C2	Shares held by Employee Trusts	0	0	0	0	0	0.00	0	0	0	0.00	0	0.00		0.00			0
	Total	45418	26977053	0	0	26977053	100.00	26977053	0	26977053	100.00	0	100.00	1000000	3.71			24872152




Table II - Statement showing shareholding pattern of the Promoter and Promoter Group

Category & Name of the Shareholders (i)	PAN (ii)	No. of shares held (iii)	No. of fully paid up equity shares held (iv)	Part paid-up equity shares held (v)	Nos. of shares Deposited/Received (vi)	Total nos. shares held (vii) = IV+V+VI)	Shareholding calculated as per SCR 1957 (viii)	Number of Voting Rights held in each class of securities (ix)			Total as a % of Total Voting rights (x)	No. of Shares Underlying Outstanding convertible securities (including Warrant) (xi)	Shareholding, as assumed full conversion of securities (xii)	Number of Locked in shares (xiii)		Number of Shares pledged or otherwise encumbered (xiii)	Number of equity shares held in dematerialized form (xiv)
								No of Voting Rights						No. (a)	As a % of total Shares held (b)		
								Class X	Class C	Total							
1	Indian	0	0	0	0	0	0.00	0	0	0	0.00	0	0.00	0	0	0	
a	Individuals/Hindu Undivided Family	4	13329914	0	0	13329914	49.41	13329914	0	13329914	49.41	0	49.41	880451	6.61	0	13329914
	PARAMITA MAHAPATRA	ADD PM0917A	4252749	0	0	4252749	15.76	4252749	0	4252749	15.76	0	15.76	289892	6.82	0	4252749
	SUBHRAKANT PANDA	ADY PP5312K	4259970	0	0	4259970	15.79	4259970	0	4259970	15.79	0	15.79	290405	6.82	0	4259970
	BAIJAYANT PANDA	ADY PP5309A	4259414	0	0	4259414	15.79	4259414	0	4259414	15.79	0	15.79	290405	6.82	0	4259414
	BANSHIDHAR PANDA	ADY PP5310M	557781	0	0	557781	2.07	557781	0	557781	2.07	0	2.07	9749	1.75	0	557781
b	Central Government/State Government (s)		0	0	0	0	0.00	0	0	0	0.00	0	0.00	0	0.00	0	0



c	Financial Institutions/ Banks		0	0	0	0	0	0.00	0	0	0	0.00	0	0.00	0	0.00	0
d	Any Other (specify)		2	620522	0	0	620522	2.30	620522	0	620522	2.30	0	2.30	0	0.00	620522
	Body Corporate		1	608078	0	0	608078	2.25	608078	0	608078	2.25	0	2.25	0	0.00	608078
	UTKAL MANUFACTURING AND SERVICES LTD	AAA CU2 227J		608078	0	0	608078	2.25	608078	0	608078	2.25	0	2.25	0	0.00	608078
	Trust		1	12444	0	0	12444	0.05	12444	0	12444	0.05	0	0.05	0	0.00	12444
	SUBHRAKANT PANDA, MANAGING TRUSTEE, SHAISAH FOUNDATION	AAD TS57 80L		12444	0	0	12444	0.05	12444	0	12444	0.05	0	0.05	0	0.00	12444
	Sub-Total (A)(1)		6	139504360	0	0	13950436	51.71	139504360	13950436	51.71	0	51.71	880451	6.31		13950436
2	Foreign		0	0	0	0	0	0.00	0	0	0	0.00	0	0.00	0	0.00	0
a	Individuals (Non-Resident Individuals/ Foreign Individuals)		1	1881420	0	0	1881420	6.97	1881420	0	1881420	6.97	0	6.97	119549	6.35	1881420
	NIVEDITA GANAPATHI	ADQ PP45 13L		1881420	0	0	1881420	6.97	1881420	0	1881420	6.97	0	6.97	119549	6.35	1881420
b	Government		0	0	0	0	0	0.00	0	0	0	0.00	0	0.00	0	0.00	0
c	Institutions		0	0	0	0	0	0.00	0	0	0	0.00	0	0.00	0	0.00	0
d	Foreign		0	0	0	0	0	0.00	0	0	0	0.00	0	0.00	0	0.00	0



	Portfolio Investor																	
e	Any Other (specify)		1	51456	0	0	51456	0.19	51456	0	51456	0.19	0	0.19	0	0.00		51456
	Body Corporate		1	51456	0	0	51456	0.19	51456	0	51456	0.19	0	0.19	0	0.00		51456
	INDIAN METALS AND FERRO ALLOYS LTD- UNCLAIMED SUSPENSE ACCOUNT PROMOTER GROUP	AAA CI48 18F		51456	0	0	51456	0.19	51456	0	51456	0.19	0	0.19	0	0.00		51456
	Sub-Total (A)(2)		2	1932876	0	0	1932876	7.16	1932876	0	1932876	7.16	0	7.16	119549	6.19		1932876
	Total Shareholding of Promoter and Promoter Group (A)= (A)(1)+(A)(2)		8	158833120	0	0	15883312	58.87	158833120	15883312	58.87	0	58.87	1000000	6.30			15883312

- Application has been filed with SEBI on 11/01/2017 for getting approval for gifting of all the shares held by B P Co. Pvt Ltd to B Panda Trust



Table III - Statement showing shareholding pattern of the Public shareholder

	Category & Name of the Shareholders (I)	PAN (II)	Nos. of shareholder (III)	No. of fully paid up equity shares held (IV)	P a r t i l y p a i d - u p	Nos. of shares underlying Depository Receipts (VI)	Total nos. shares held VII = IV+V+VI	Shareholding % calculated as per SCRR, 1957 As a % of (A+B+C2)	Number of Voting Rights held in each class of securities (IX)			No. of Shares Outstanding convertible securities (X)	Total shareholding, as a % assuming full conversion of convertible securities (as a percentage of diluted share capital) (XI)	Number of Locked in shares (XII)		Number of Shares pledged or otherwise encumbered (XIII)		Number of equity shares held in dematerialized form (XIV)	
									No of Voting Rights					Total as a % of Total Voting rights	No. (a)	As a % of total Shares held (b)	No. (Not applicable) (a)		As a % of total shares held (Not applicable) (b)
									Class X	C	Total								
1	Institutions		0	0	0	0	0	0.00	0	0	0	0.00	0	0.00	0	0.00	0	0	
a	Mutual Funds/		11	1378578	0	0	1378578	5.11	1378578	0	1378578	5.11	0	5.11	0	0.00			1375403
	RELIANCE CAPITAL TRUSTEE CO LTD A/C RELIANCE MUTUAL FUND	AAA TR00 90B	0	1018274	0	0	1018274	3.77	1018274	0	1018274	3.77	0	3.77	0	0.00			1018274
b	Venture Capital Funds		0	0	0	0	0	0.00	0	0	0	0.00	0	0.00	0	0.00			0
c	Alternate Investment Funds		0	0	0	0	0	0.00	0	0	0	0.00	0	0.00	0	0.00			0
d	Foreign Venture Capital Investors		0	0	0	0	0	0.00	0	0	0	0.00	0	0.00	0	0.00			0
e	Foreign Portfolio Investors		21	284133	0	0	284133	1.05	284133	0	284133	1.05	0	1.05	0	0.00			284133
f	Financial Institutions/		9	24500	0	0	24500	0.09	24500	0	24500	0.09	0	0.09	0	0.00			24430



	Banks																	
g	Insurance Companies	0	0	0	0	0	0.00	0	0	0	0.00	0	0.00		0.00			0
h	Provident Funds/ Pension Funds	0	0	0	0	0	0.00	0	0	0	0.00	0	0.00		0.00			0
i	Any Other (specify)	0	0	0	0	0	0.00	0	0	0	0.00	0	0.00		0.00			0
	Sub-Total (B)(1)	41	1687211	0	0	1687211	6.25	1687211	0	1687211	6.25	0	6.25	0	0.00			1683966
2	Central Government/ State Government (s)/ President of India	0	0	0	0	0	0.00	0	0	0	0.00	0	0.00		0.00			0
	Sub-Total (B)(2)	0	0	0	0	0	0.00	0	0	0	0.00	0	0.00	0	0.00			0
3	Non-institutions	0	0	0	0	0	0.00	0	0	0	0.00	0	0.00	0	0.00	0	0.00	0
a	Individuals -	43332	2877266	0	0	2877266	10.66	2877266	0	2877266	10.66	0	10.66	0	0.00	0	0.00	2624993
i	Individual shareholders holding nominal share capital up to Rs. 2 lakhs.	43325	2455373	0	0	2455373	9.10	2455373	0	2455373	9.10	0	9.10		0.00			2224100
ii	Individual shareholders holding nominal share capital	7	421893	0	0	421893	1.56	421893	0	421893	1.56	0	1.56		0.00			400893

	In excess of Rs. 2 lakhs.																	
b	NBFCs registered with RBI		0	0	0	0	0	0.00	0	0	0	0.00	0	0.00		0.00		0
c	Employee Trusts		0	0	0	0	0	0.00	0	0	0	0.00	0	0.00		0.00		0
d	Overseas Depositories (holding DRs) (balancing figure)		0	0	0	0	0	0.00	0	0	0	0.00	0	0.00		0.00		0
e	Any Other (specify)		2037	6529264	0	0	6529264	24.20	6529264	0	6529264	24.20	0	24.20		0.00		4679881
			2	5234759	0	0	5234759	19.40	5234759	0	5234759	19.40	0	19.40		0.00		3444259
	LITEC COMPANY LIMITED	AAB CL98 35A	0	3444259	0	0	3444259	12.77	3444259	0	3444259	12.77	0	12.77		0.00		3444259
	FOX CONSULTING SERVICES PTE LTD	AAC CF44 55F	0	1790500	0	0	1790500	6.64	1790500	0	1790500	6.64	0	6.64		0.00		0
	Sub-Total (B)(3)		45369	9406530	0	0	9406530	34.86	9406530	0	9406530	34.86	0	34.86		0.00		7304874
	Total Public Shareholding (B) = (B)(1)+(B)(2) + (B)(3)		45410	110937410	0	0	11093741	41.11	110937410	0	11093741	41.11	0	41.11		0.00		8988840



Table IV - Statement showing shareholding pattern of the Non Promoter- Non Public shareholder

Category & Name of the Shareholders (i)	PAN (ii)	No. of shares held (iii)	No. of fully paid up equity shares held (iv)	Partly paid-up equity shares held (v)	Nos. of shares underlying Depository Receipts (vi)	Total no. shares held (vii) = (iv)+(v)+(vi)	Shareholding % calculated as per SCRR, 1957 (viii) = (A+B+C2)	Number of Voting Rights held in each class of securities (ix)			No. of Shares Underlying Outstanding convertible securities (including Warrants) (x)	Total shareholding, as a % assuming full conversion of convertible securities (xi)	Number of Locked in shares (xii)		Number of Shares pledged or otherwise encumbered (xiii)		Number of equity shares held in dematerialized form (xiv) (Not Applicable)	
								Class X	Class Y	Total			Total as a % of Total Voting rights	No.	As a % of total Shares held	No. (Not applicable)		As a % of total shares held (Not applicable)
1 Custodian/D R Holder		0	0	0	0	0	0.00	0	0	0	0.00	0	0.00	0	0.00	0	0	0
2 Employee Benefit Trust (under SEBI (Share based Employee Benefit) Regulations, 2014)		0	0	0	0	0	0.00	0	0	0	0.00	0	0.00	0	0.00	0	0	0
Total Non-Promoter- Non Public Shareholding (C) = (C)(1)+(C)(2)		0	0	0	0	0	0.00	0	0	0	0.00	0	0.00	0	0.00	0	0	0

Table II- Unclaim Details

Details of Shares which remain unclaimed may be given here along with details such as number of shareholders, outstanding shares held in demat/unclaimed suspense account, voting rights which are frozen etc.	
No. of shareholders	No of share held
1	51456

Table III- Unclaim Details

Details of Shares which remain unclaimed may be given here along with details such as number of shareholders, outstanding shares held in demat/unclaimed suspense account, voting rights which are frozen etc.	
No. of shareholders	No of share held
6994	57388

Table III- Person in Concert

Details of the shareholders acting as persons in Concert including their Shareholding			
Name of shareholder	Name of PAC	No. of share	Holding %

INDIAN METALS & CARBIDE LIMITED

Regd Office: IMFA Building, Bomikhal, Rasulgarh, Bhubaneswar-751010 Odisha, India

Phone: (0674) 2580100, 2580125, Fax : 0674 2580020, 2580145

CIN : U27209OR1973PLC000598

Pre & Post Scheme Shareholding Pattern of Indian Metals & Carbide Limited as on 28.09.2017

Equity Shares of the face value of Rs 10/- each

Sr. No.	Name of Shareholder	Pre-Scheme		Post Scheme	
		No. of equity shares	% of Holding	No. of shares	% of Holding
1.	Indian Metals and Ferro Alloys Limited (IMFA)	1079958	100		
2.	Sanatan Dash (beneficial interest is held by IMFA)	32	-		Not Applicable since post sanction of the Scheme the Company shall be dissolved without winding up.
3.	Ashok Kumar Nayak (beneficial interest is held by IMFA)	1	-		
4.	Rabindra Kumar Sahoo (beneficial interest is held by IMFA)	1	-		
5.	Chinta Haran Ray (beneficial interest is held by IMFA)	1	-		
6.	Smruti Ranjan Ray (beneficial interest is held by IMFA)	1	-		
7.	Susant Kumar Padhi (beneficial interest is held by IMFA)	1	-		
8	Umesh Charan Pattanayak (beneficial interest is held by IMFA)	1	-		
Total		1079996	100		

For Indian Metals & Carbide Limited

(Chitta Ranjan Ray)
Director
DIN : 00241059



Place: Bhubaneswar
Date : 20/11/2017

Note : The shareholding has not changed till date.

B. PANDA AND COMPANY PRIVATE LIMITED

Regd. Office: IMFA Building, Bomikhal, Rasulgarh, Bhubaneswar-751010, Odisha
Phone:0674-2580100, Fax:91 674 2580020, 2580145


CIN: U74210OR1965PTC000478

Pre & Post Scheme Shareholding Pattern of B. Panda and Company Private Limited as on 28.09.2017

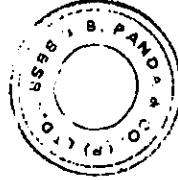
Equity Shares of Rs 100/- each

Sr. No.	Name of Shareholder	Pre-Scheme		Post Scheme	
		No. of shares	% of Holding	No. of shares	% of Holding
1.	Dr. Banshidhar Panda	19	0.97	Not Applicable since post Scheme the Company shall dissolve without winding up	
2.	Mr. Baijayant Panda	566	29.04		
3.	Mrs. Paramita Mahapatra	565	28.99		
4.	Mrs. Nivedita Ganapathi	233	11.96		
5.	Mr. Subhrakant Panda	566	29.04		
Total		1949	100.00		

For B. Panda and Company Private Limited



Director
Paramita Mahapatra
DIN-00143058



Place: Bhubaneswar
Date: 20/11/2017

Note : The shareholding has not changed till date.