

# IMFA Investor Update

## Q1 FY19

July 17, 2018



# Contents

Company Overview

Performance Highlights

Financial Summary for Q1 FY19

Financial Highlights

Performance Snapshot

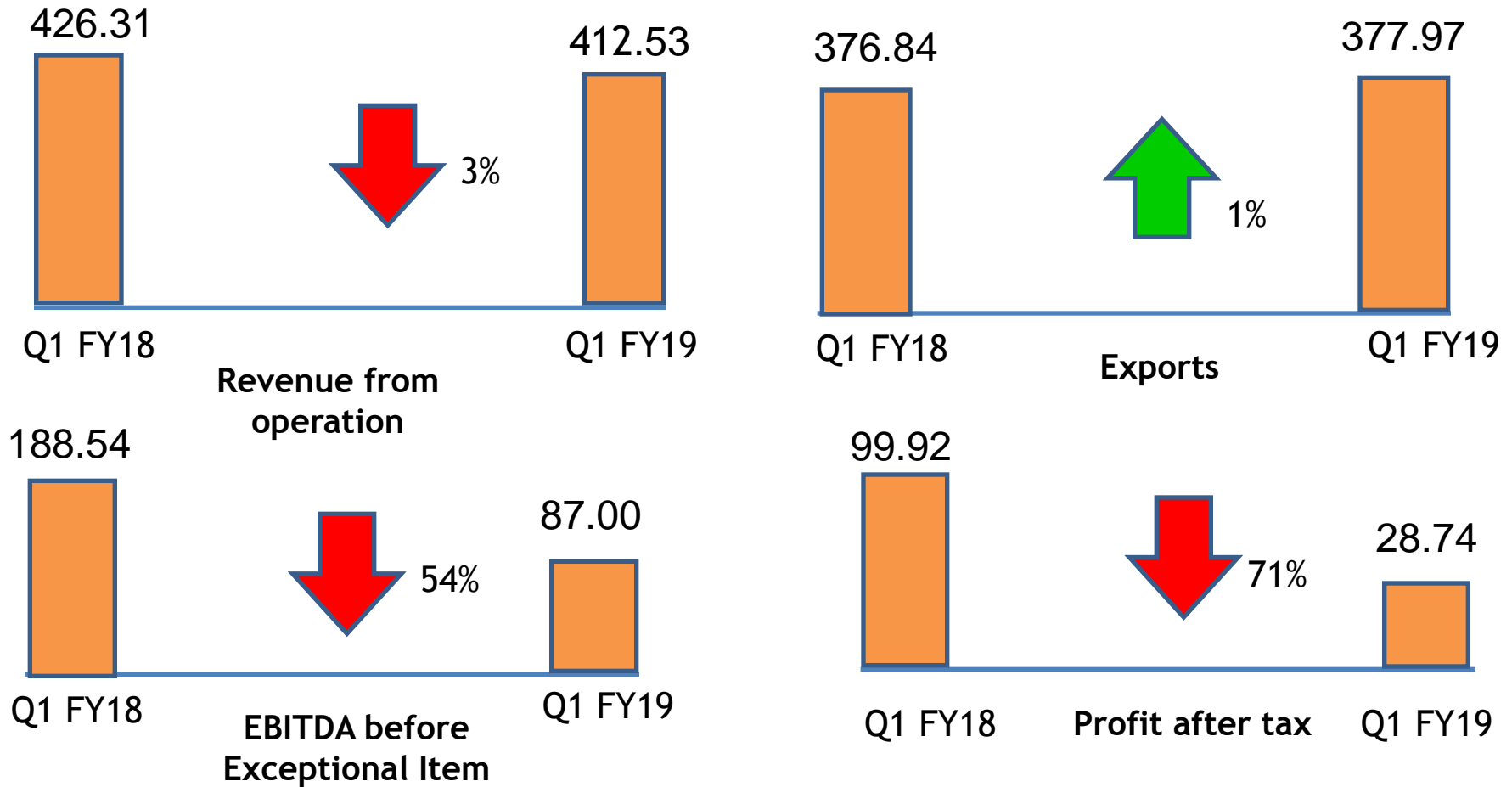
# Company Overview

- Founded by Dr Bansidhar Panda in 1961
- Leading fully integrated producer of ferro alloys
  - 187 MVA installed furnace capacity (Therubali & Choudwar)
  - 258 MW captive power generation capacity (Choudwar)
  - 3 MW captive solar power generation capacity (Therubali)
  - Own chrome ore mines (Sukinda, Mahagiri, Nuasahi)
- Integrated Management System comprising quality, environment and occupational health & safety certification

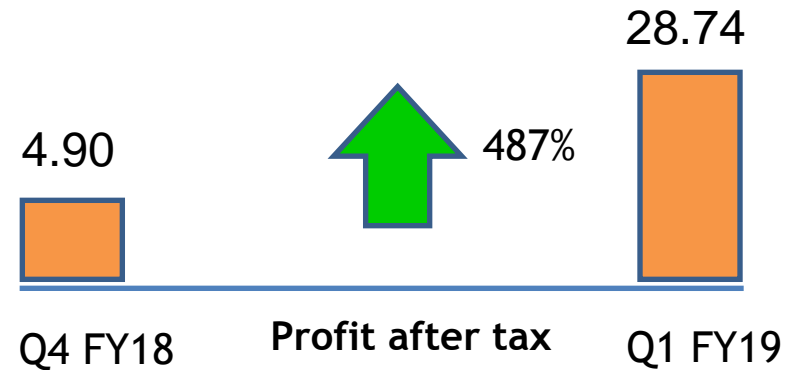
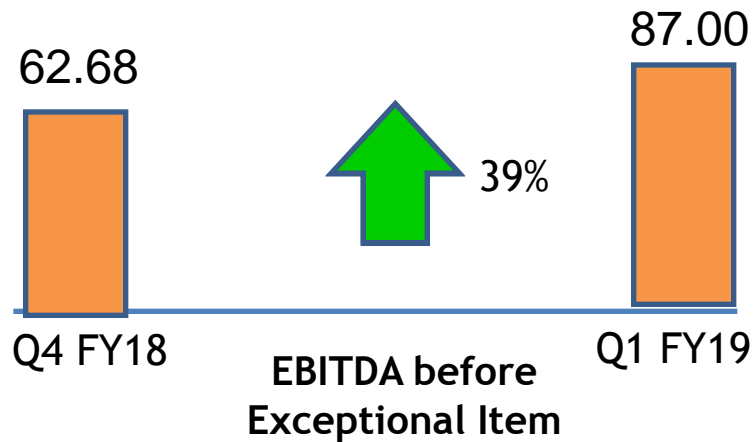
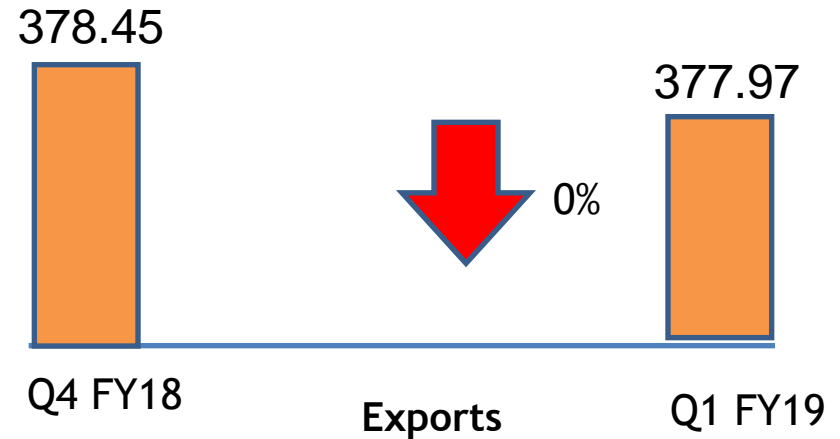
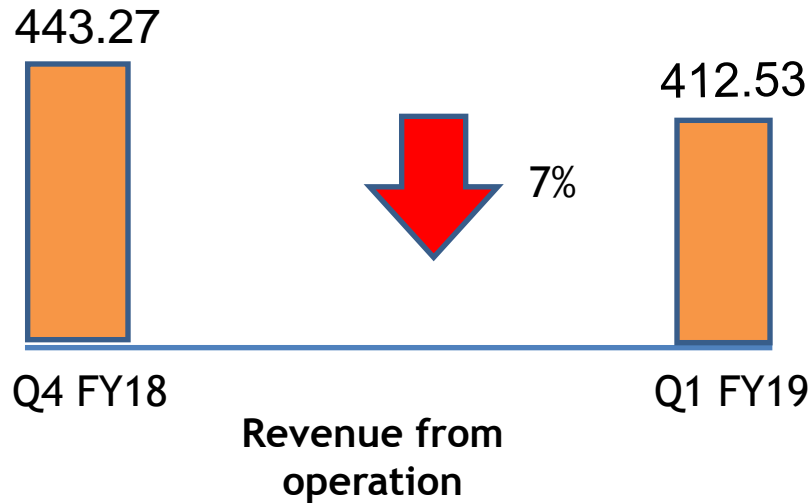
# Performance Highlights for Q1 FY19 vs Q1 FY18

- Net Profit of Rs 28.74 crores vs Rs 99.92 crores
- Revenue of Rs 412.53 crores vs Rs 426.31 crores
- Exports of Rs 377.97 crores vs Rs 376.84 crores
- Ferro Chrome production of 46,766 tonnes vs 51,798 tonnes
- Power generation of 220 million units vs 230 million units

# Financial Summary for Q1 FY19 & Q1 FY18



# Financial Summary for Q1 FY19 & Q4 FY18



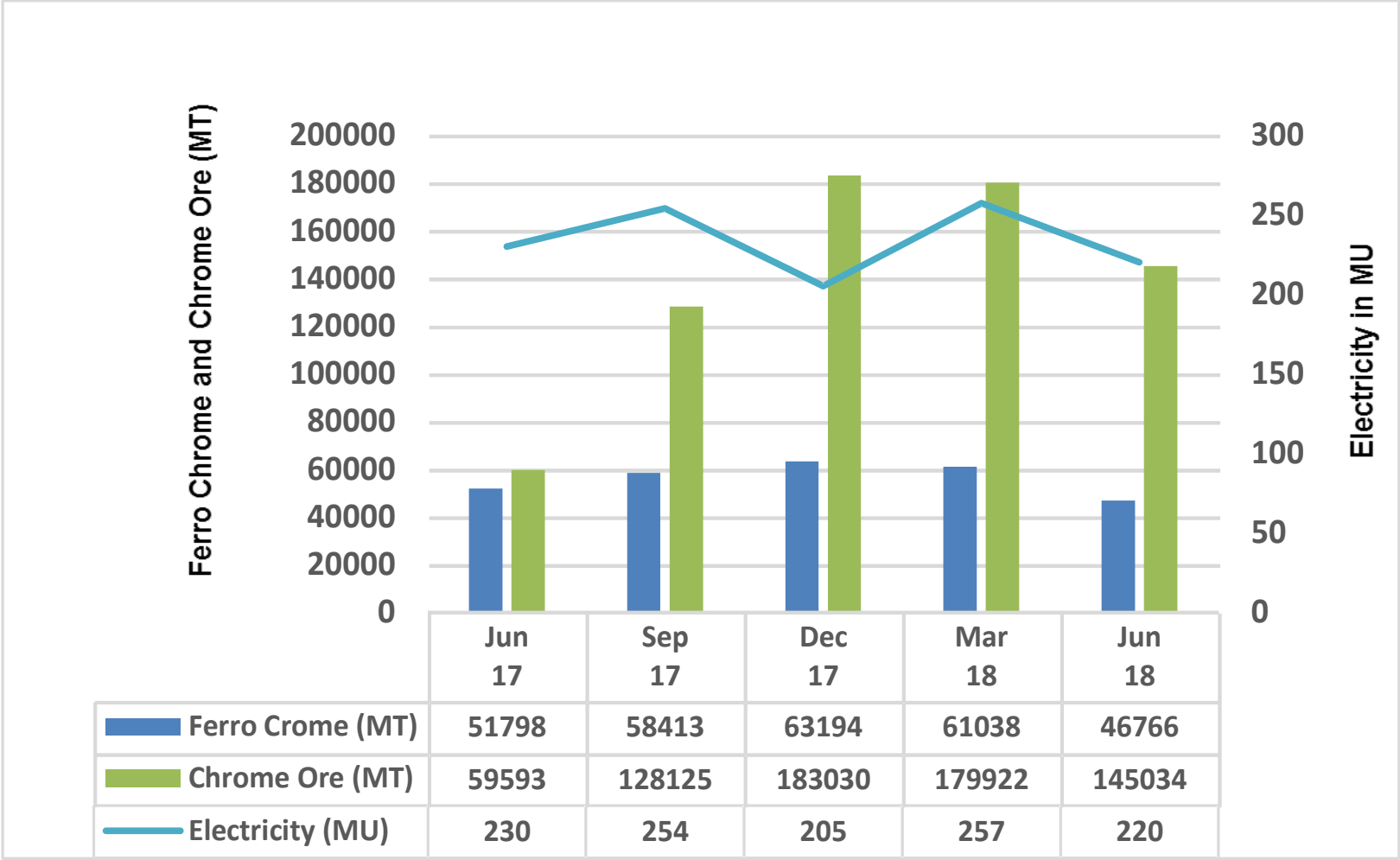
# Financial Highlights—over past 5 quarters

*Rs. in crore*

Particulars	Q1FY19 IND AS	Q4FY18 IND AS	Q3FY18 IND AS	Q2FY18 IND AS	Q1FY18 IND AS
Total Income	412.53	443.27	483.65	416.03	426.31
EBITDA	87.00	62.68	159.95	50.22	188.54
EBITDA Margin(%)	21.09	14.14	33.07	12.07	44.23
EBIT	63.61	36.60	134.80	25.99	163.20
EBIT Margin(%)	15.42	8.26	27.87	6.25	38.28
PAT	28.74	4.90	74.74	7.37	99.92
PAT Margin(%)	6.97	1.11	15.45	1.77	23.44
EPS (in Rs)	10.65	1.81	27.71	2.73	37.04



# Performance Snapshot





# Contact Details

**Prem Khandelwal**

CFO & Company Secretary, IMFA Ltd

+91-99372 97021

[pkhandelwal@imfa.in](mailto:pkhandelwal@imfa.in)

**Suman Das Sarma**

+91-98200 51946

[sumandas.sarma@ketchumsampark.com](mailto:sumandas.sarma@ketchumsampark.com)

