

IMFA Investor Update

Q4 & FY17

May 19, 2017



Contents

Company Overview

Performance Highlights

Financial Summary for Q4 & FY17

Financial Highlights

Performance Snapshot

Company Overview

- Founded by Dr Bansidhar Panda in 1961
- Leading fully integrated producer of ferro alloys
 - 187 MVA installed furnace capacity (Therubali & Choudwar)
 - 258 MW captive power generation capacity (Choudwar)
 - Own chrome ore mines (Sukinda, Mahagiri, Nuasahi)
- Integrated Management System comprising quality, environment and occupational health & safety certification

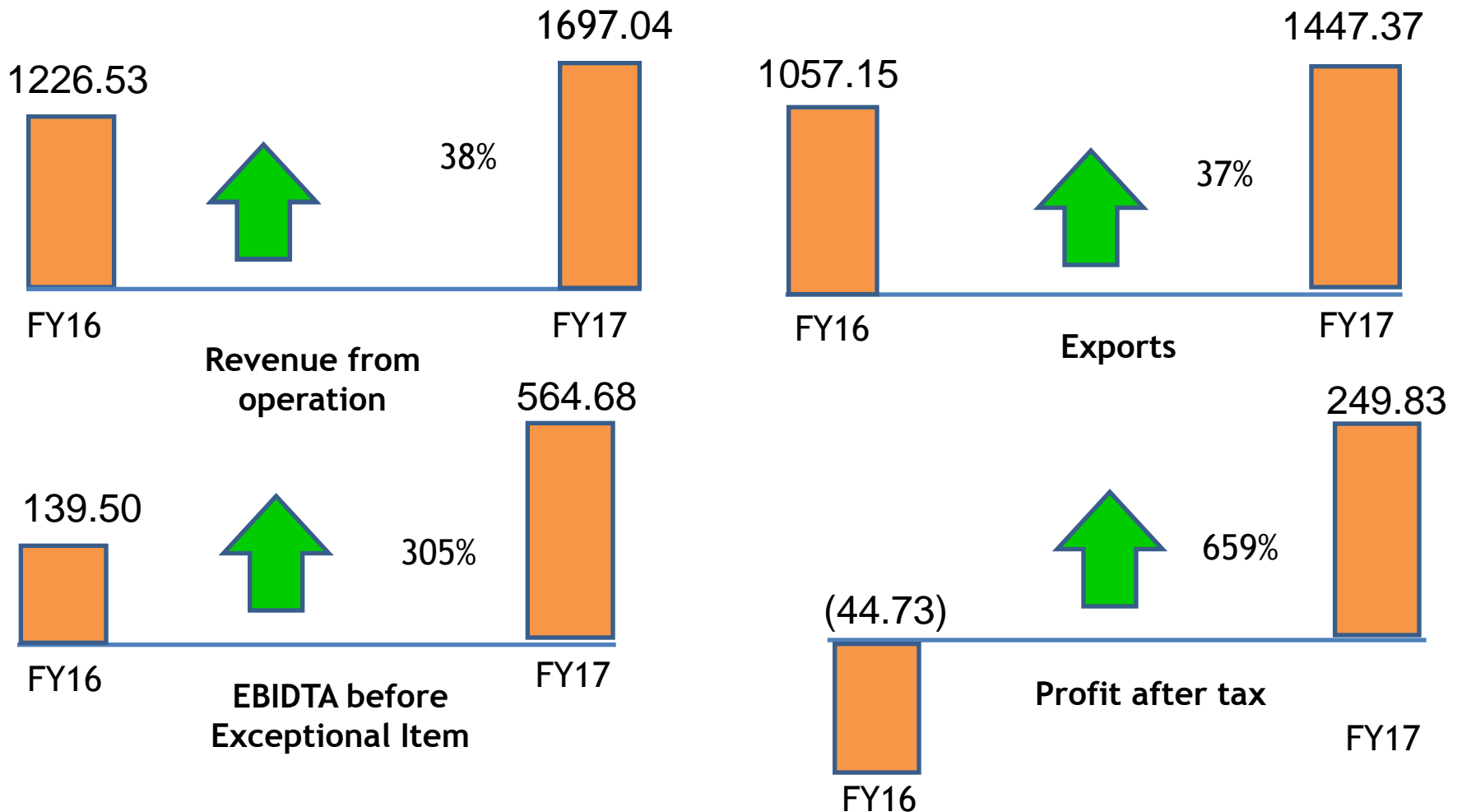
Performance Highlights- FY 17

- Highest ever revenue of Rs 1,697.04 crore (Rs 1,226.53 crore)
- Highest Exports of Rs 1447.37 crore (Rs 1057.15 crore)
- Highest ever ferro chrome production of 235,460 tonnes
- Highest ever ferro chrome sale of 233,698 tonnes
- Highest ever power generation of 1037 MU
- Highest ever chrome ore production of 545,111 tonnes

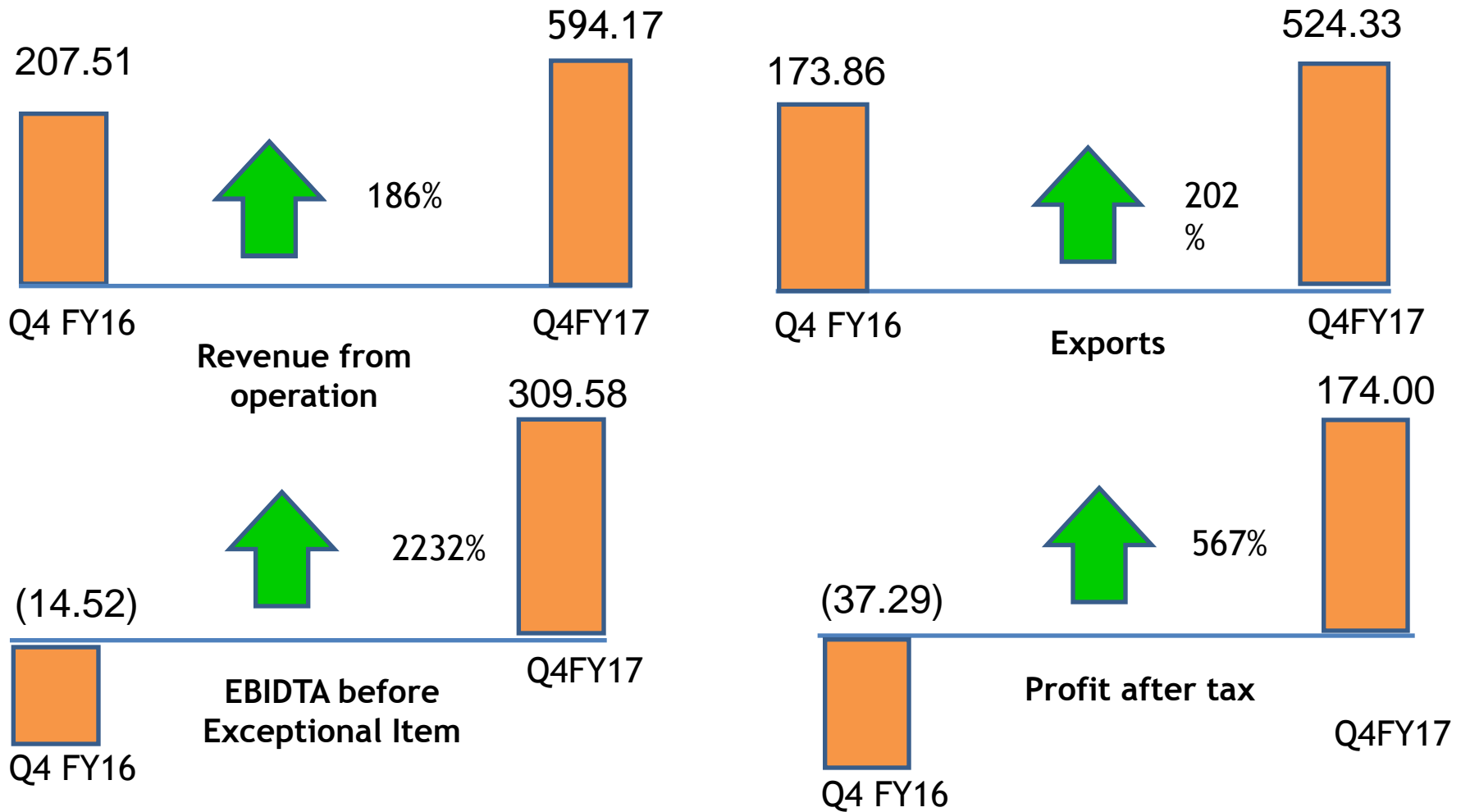
Performance Highlights for Q4FY17

- Net Profit of Rs 174.00 crores vs Rs 63.87 crores
- Revenue of Rs 594.17 crores vs Rs 462.00 crores
- Exports of Rs 524.33 crores vs Rs 381.93 crores
- Ferro Chrome production of 59,391 tonnes; higher by 92% as compared to corresponding quarter.
- Power generation of 261 million units; higher by 84% as compared to corresponding quarter.

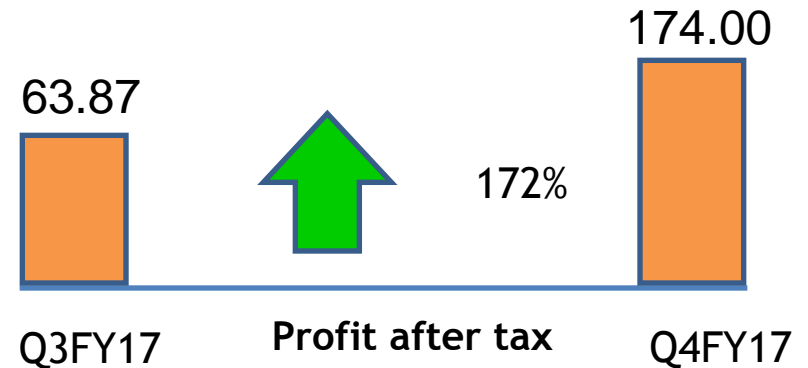
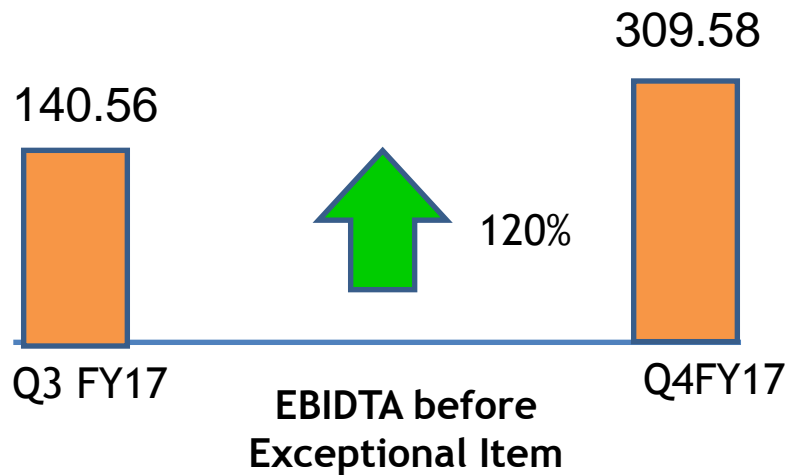
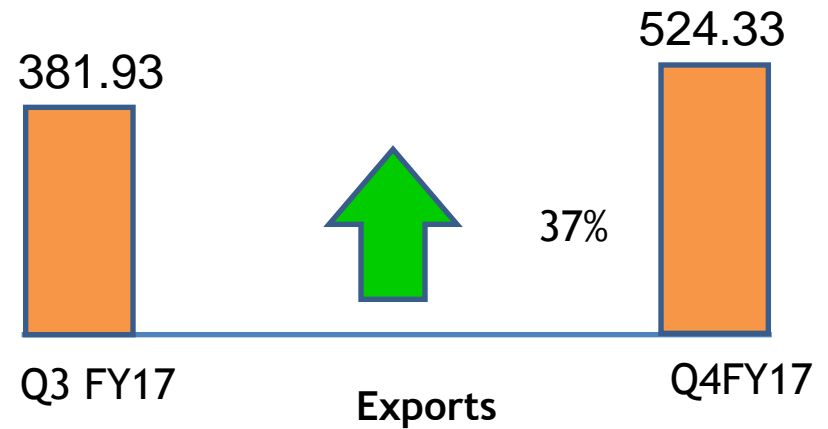
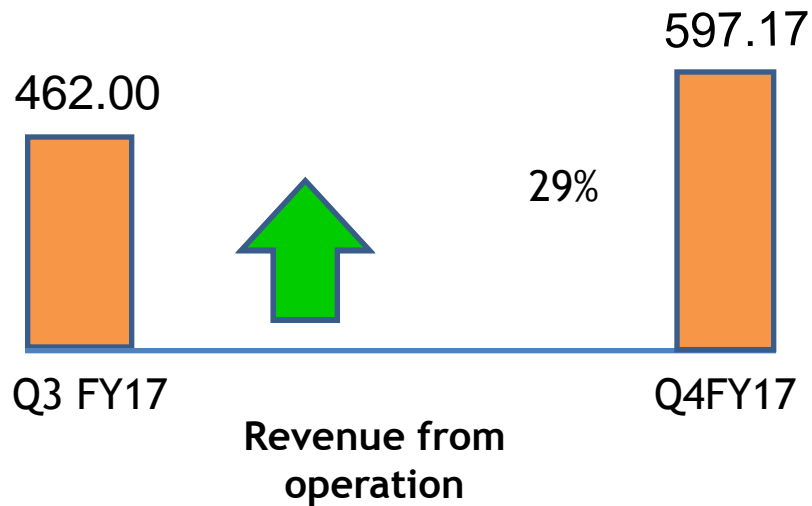
Financial Summary for FY17 & FY16



Financial Summary for Q4 FY17 & Q4 FY16



Financial Summary for Q4 FY17 & Q3 FY17



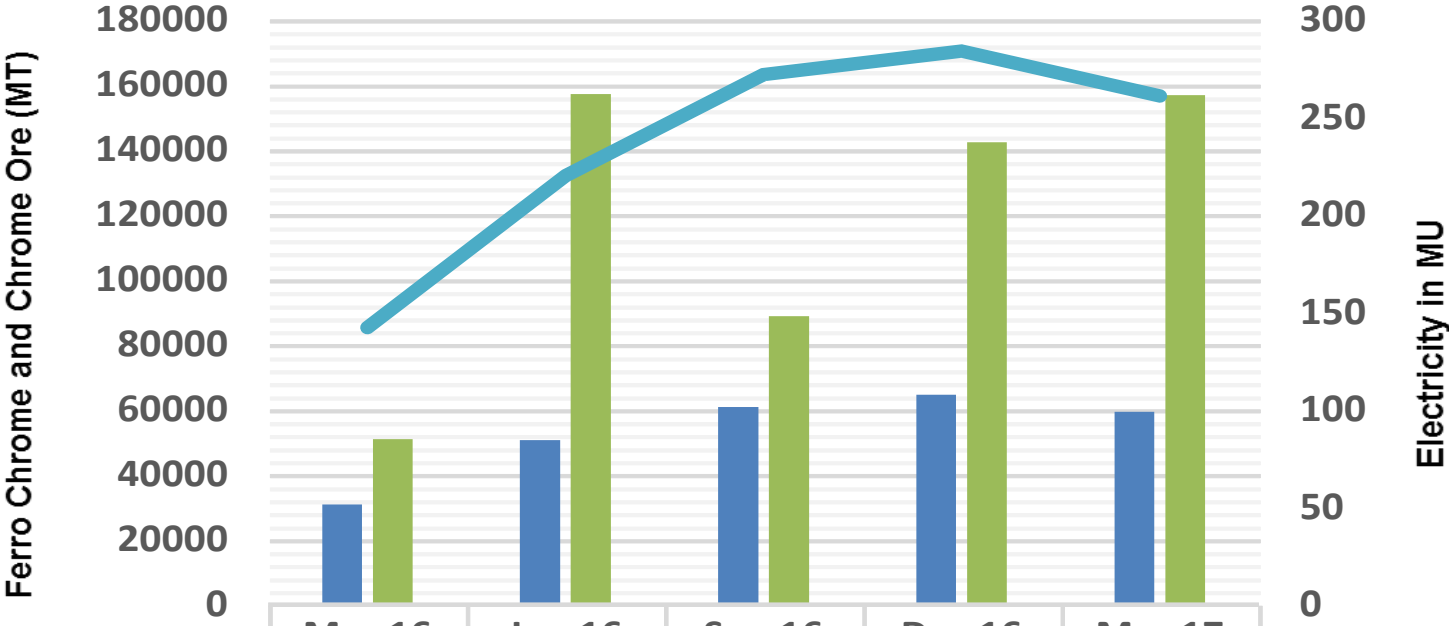
Financial Highlights—over past 5 quarters

Rs. in crore

Particulars	Q4FY17 IND AS	Q3FY17 IND AS	Q2FY17 IND AS	Q1FY17 IND AS	Q4FY16 IND AS
Total Income	594.17	462.00	387.58	253.29	207.51
EBITDA	309.58	140.56	111.76	2.78	(14.52)
EBITDA Margin(%)	52.10	30.42	28.84	1.10	(7.00)
EBIT	281.85	113.32	84.86	(24.04)	(45.41)
EBIT Margin(%)	47.44	24.53	21.89	(9.50)	(21.88)
PAT	174.00	63.87	42.31	(30.35)	(37.29)
PAT Margin(%)	29.28	13.82	10.92	(11.98)	(17.97)
EPS (in Rs)	64.50	24.35	16.29	(11.68)	(14.35)



Performance Snapshot



	Mar 16	Jun 16	Sep 16	Dec 16	Mar 17
Ferro Crome (MT)	30904	50592	60836	64641	59391
Chrome Ore (MT)	50870	157202	88730	142328	156851
Electricity (MU)	142	220	272	284	261



Contact Details

Prem Khandelwal

CFO & Company Secretary, IMFA Ltd

+91-99372 97021

pkhandelwal@imfa.in

Suman Das Sarma

+91-98200 51946

sumandas.sarma@ketchumsampark.com

